

Mark Armijo Academy

[Cycle Name]: "FY2025", [Posted Status]: Equals Posted; , [Type]: Equals Actual; , [Origin]: Equals J/E; ; Created On: 2/9/2025 10:55:47 PM

Account Code	Trans Date	Posting Date	Origin	Transaction Comment	Debit	Credit
Transaction Number: 00047608						
11000-2100-51100-2000-001039-1211-00000-00000	12/31/2024	01/23/2025	J/E	2nd Quarter Adjustments	\$6,346.16	\$0.00
11000-2100-51000-2000-001039-1211-00000-00000	12/31/2024	01/23/2025	J/E	2nd Quarter Adjustments	\$0.00	\$6,346.16
11000-2100-52111-0000-001039-1315-00000-00000	12/31/2024	01/23/2025	J/E	2nd Quarter Adjustments	\$104.70	\$0.00
11000-2100-51300-0000-001039-1315-00000-00000	12/31/2024	01/23/2025	J/E	2nd Quarter Adjustments	\$576.90	\$0.00
11000-2100-52210-0000-001039-1315-00000-00000	12/31/2024	01/23/2025	J/E	2nd Quarter Adjustments	\$35.76	\$0.00
11000-2100-52720-0000-001039-1315-00000-00000	12/31/2024	01/23/2025	J/E	2nd Quarter Adjustments	\$0.06	\$0.00
11000-2100-52112-0000-001039-1315-00000-00000	12/31/2024	01/23/2025	J/E	2nd Quarter Adjustments	\$11.52	\$0.00
11000-2100-52220-0000-001039-1315-00000-00000	12/31/2024	01/23/2025	J/E	2nd Quarter Adjustments	\$8.34	\$0.00
11000-2600-58211-0000-001039-0000-00000-00000	12/31/2024	01/23/2025	J/E	2nd Quarter Adjustments	\$0.00	\$7,060.97
11000-2900-58211-0000-001039-0000-00000-00000	12/31/2024	01/23/2025	J/E	2nd Quarter Adjustments	\$7,060.97	\$0.00
24154-2100-53330-1010-001039-0000-00000-00000	12/31/2024	01/23/2025	J/E	2nd Quarter Adjustments	\$0.00	\$1,000.00
24154-2200-53330-0000-001039-0000-00000-00000	12/31/2024	01/23/2025	J/E	2nd Quarter Adjustments	\$1,000.00	\$0.00
11000-2100-52112-4010-001039-1315-00000-00000	12/31/2024	01/23/2025	J/E	2nd Quarter Adjustments	\$0.00	\$11.52
11000-2100-52720-4010-001039-1315-00000-00000	12/31/2024	01/23/2025	J/E	2nd Quarter Adjustments	\$0.00	\$0.06
11000-2100-52220-4010-001039-1315-00000-00000	12/31/2024	01/23/2025	J/E	2nd Quarter Adjustments	\$0.00	\$8.34
11000-2100-52111-4010-001039-1315-00000-00000	12/31/2024	01/23/2025	J/E	2nd Quarter Adjustments	\$0.00	\$104.70
11000-2100-51300-4010-001039-1315-00000-00000	12/31/2024	01/23/2025	J/E	2nd Quarter Adjustments	\$0.00	\$576.90
11000-2100-52210-4010-001039-1315-00000-00000	12/31/2024	01/23/2025	J/E	2nd Quarter Adjustments	\$0.00	\$35.76
Transaction Number: 00047609						
31701-4000-53414-0000-001039-0000-00000-00000	12/31/2024	01/23/2025	J/E	2nd Quarter Corrections	\$4,829.97	\$0.00
31701-4000-55915-0000-001039-0000-00000-00000	12/31/2024	01/23/2025	J/E	2nd Quarter Corrections	\$0.00	\$4,829.97
Transaction Number: 00047616						
27528-2200-55915-0000-001039-0000-00000-00000	12/31/2024	01/23/2025	J/E	Correct 2nd Quarter Account codes	\$0.00	\$9,225.00

27552-2200-53330-1010-001039-0000-00000-00000	12/31/2024	01/23/2025	J/E	Correct 2nd Quarter Account codes	\$0.00	\$850.00
27533-2200-52720-0000-001039-1211-00000-00000	12/31/2024	01/23/2025	J/E	Correct 2nd Quarter Account codes	\$4.60	\$0.00
27533-2200-51100-0000-001039-1211-00000-00000	12/31/2024	01/23/2025	J/E	Correct 2nd Quarter Account codes	\$938.00	\$0.00
27533-2200-52210-0000-001039-1211-00000-00000	12/31/2024	01/23/2025	J/E	Correct 2nd Quarter Account codes	\$58.14	\$0.00
27533-2200-52500-0000-001039-1211-00000-00000	12/31/2024	01/23/2025	J/E	Correct 2nd Quarter Account codes	\$7.04	\$0.00
27533-2200-52220-0000-001039-1211-00000-00000	12/31/2024	01/23/2025	J/E	Correct 2nd Quarter Account codes	\$13.60	\$0.00
27528-2200-55813-0000-001039-0000-00000-00000	12/31/2024	01/23/2025	J/E	Correct 2nd Quarter Account codes	\$0.00	\$417.97
27528-1000-55819-1010-001039-0000-00000-00000	12/31/2024	01/23/2025	J/E	Correct 2nd Quarter Account codes	\$417.97	\$0.00
27528-2200-53414-0000-001039-0000-00000-00000	12/31/2024	01/23/2025	J/E	Correct 2nd Quarter Account codes	\$9,225.00	\$0.00
27533-2200-56118-3000-001039-0000-00000-00000	12/31/2024	01/23/2025	J/E	Correct 2nd Quarter Account codes	\$0.00	\$0.00
27552-2200-53330-0000-001039-0000-00000-00000	12/31/2024	01/23/2025	J/E	Correct 2nd Quarter Account codes	\$850.00	\$0.00
27533-2200-51100-0000-001039-1218-00000-00000	12/31/2024	01/23/2025	J/E	Correct 2nd Quarter Account codes	\$0.00	\$938.00
27533-2200-52210-0000-001039-1218-00000-00000	12/31/2024	01/23/2025	J/E	Correct 2nd Quarter Account codes	\$0.00	\$58.14
27533-2200-52220-0000-001039-1218-00000-00000	12/31/2024	01/23/2025	J/E	Correct 2nd Quarter Account codes	\$0.00	\$13.60
27533-2200-52500-0000-001039-1218-00000-00000	12/31/2024	01/23/2025	J/E	Correct 2nd Quarter Account codes	\$0.00	\$7.04
27533-2200-52720-0000-001039-1218-00000-00000	12/31/2024	01/23/2025	J/E	Correct 2nd Quarter Account codes	\$0.00	\$4.60
27528-2200-51100-0000-001039-1211-00000-00000	12/31/2024	01/23/2025	J/E	Correct 2nd Quarter Account codes	\$4,230.76	\$0.00
27528-2200-52112-0000-001039-1211-00000-00000	12/31/2024	01/23/2025	J/E	Correct 2nd Quarter Account codes	\$84.62	\$0.00
27528-2200-52720-0000-001039-1211-00000-00000	12/31/2024	01/23/2025	J/E	Correct 2nd Quarter Account codes	\$2.30	\$0.00
27528-2200-52111-0000-001039-1211-00000-00000	12/31/2024	01/23/2025	J/E	Correct 2nd Quarter Account codes	\$767.88	\$0.00
27528-2200-52500-0000-001039-1211-00000-00000	12/31/2024	01/23/2025	J/E	Correct 2nd Quarter Account codes	\$31.74	\$0.00
27528-2200-52210-0000-001039-1211-00000-00000	12/31/2024	01/23/2025	J/E	Correct 2nd Quarter Account codes	\$262.30	\$0.00
27528-2200-52220-0000-001039-1211-00000-00000	12/31/2024	01/23/2025	J/E	Correct 2nd Quarter Account codes	\$61.34	\$0.00
27533-2200-56118-0000-001039-0000-00000-00000	12/31/2024	01/23/2025	J/E	Correct 2nd Quarter Account codes	\$0.00	\$0.00
27528-2100-52720-0000-001039-1211-00000-00000	12/31/2024	01/23/2025	J/E	Correct 2nd Quarter Account codes	\$0.00	\$2.30
27528-2100-52111-0000-001039-1211-00000-00000	12/31/2024	01/23/2025	J/E	Correct 2nd Quarter Account codes	\$0.00	\$767.88

27528-2100-52112-0000-001039-1211-00000-00000	12/31/2024	01/23/2025	J/E	Correct 2nd Quarter Account codes	\$0.00	\$84.62
27528-2100-51100-0000-001039-1211-00000-00000	12/31/2024	01/23/2025	J/E	Correct 2nd Quarter Account codes	\$0.00	\$4,230.76
27528-2100-52210-0000-001039-1211-00000-00000	12/31/2024	01/23/2025	J/E	Correct 2nd Quarter Account codes	\$0.00	\$262.30
27528-2100-52220-0000-001039-1211-00000-00000	12/31/2024	01/23/2025	J/E	Correct 2nd Quarter Account codes	\$0.00	\$61.34
27528-2100-52500-0000-001039-1211-00000-00000	12/31/2024	01/23/2025	J/E	Correct 2nd Quarter Account codes	\$0.00	\$31.74
Transaction Number: 00047619						
27528-2200-53414-1010-001039-0000-00000-00000	12/31/2024	01/23/2025	J/E	Correct 2nd quarter account codes	\$9,225.00	\$0.00
27528-2200-53414-0000-001039-0000-00000-00000	12/31/2024	01/23/2025	J/E	Correct 2nd quarter account codes	\$0.00	\$9,225.00
Transaction Number: 00047769						
11000-0000-11011-0000-000000-0000-00000-00000	02/03/2025	02/03/2025	J/E	JE to void checks #8200, 8152, and 8103. Individual checks are being reissued to replace these payroll checks out of the same account number	\$241.65	\$0.00
11000-1000-55915-1010-001039-0000-00000-00000	02/03/2025	02/03/2025	J/E	JE to void checks #8200, 8152, and 8103. Individual checks are being reissued to replace these payroll checks out of the same account number	\$0.00	\$241.65
Transaction Number: 00047802						
24154-0000-11011-0000-000000-0000-00000-00000	01/31/2025	02/04/2025	J/E	Reallocate McGraw Hill Invoice #133263788001 for PD from 24154 to 24190. MRI Budget was approved after the PD was completed.	\$7,000.00	\$0.00
24190-0000-11011-0000-000000-0000-00000-00000	01/31/2025	02/04/2025	J/E	Reallocate McGraw Hill Invoice #133263788001 for PD from 24154 to 24190. MRI Budget was approved after the PD was completed.	\$0.00	\$7,000.00
24154-2200-53330-1010-001039-0000-00000-00000	01/31/2025	02/04/2025	J/E	Reallocate McGraw Hill Invoice #133263788001 for PD from 24154 to 24190. MRI Budget was approved after the PD was completed.	\$0.00	\$7,000.00
24190-2200-53330-0000-001039-0000-00000-00000	01/31/2025	02/04/2025	J/E	Reallocate McGraw Hill Invoice #133263788001 for PD from 24154 to 24190. MRI Budget was approved after the PD was completed.	\$7,000.00	\$0.00
Transaction Number: 00047804						
24190-0000-11011-0000-000000-0000-00000-00000	01/31/2025	02/04/2025	J/E	Reallocate Expenditure For Invoice=006024; Type=Regular; Vendor=Sam's Club from 24190 to 11000	\$60.83	\$0.00
24190-2400-56118-0000-001039-0000-00000-00000	01/31/2025	02/04/2025	J/E	Reallocate Expenditure For Invoice=006024; Type=Regular; Vendor=Sam's Club from 24190 to 11000	\$0.00	\$60.83
11000-2400-56118-0000-001039-0000-00000-00000	01/31/2025	02/04/2025	J/E	Reallocate Expenditure For Invoice=006024; Type=Regular; Vendor=Sam's Club from 24190 to 11000	\$60.83	\$0.00
11000-0000-11011-0000-000000-0000-00000-00000	01/31/2025	02/04/2025	J/E	Reallocate Expenditure For Invoice=006024; Type=Regular; Vendor=Sam's Club from 24190 to 11000	\$0.00	\$60.83
Transaction Number: 00047841						
11000-0000-11011-0000-000000-0000-00000-00000	01/31/2025	02/06/2025	J/E	Reallocate part of Invoice #Expenditure For Invoice=1QKH-CQLD-L6FD; Type=Regular; Vendor=Amazon.com from 26107 to 11000	\$0.00	\$532.04
11000-2100-56119-0000-001039-0000-00000-00000	01/31/2025	02/06/2025	J/E	Reallocate part of Invoice #Expenditure For Invoice=1QKH-CQLD-L6FD; Type=Regular; Vendor=Amazon.com from 26107 to 11000	\$532.04	\$0.00
26107-2100-56119-0000-001039-0000-00000-00000	01/31/2025	02/06/2025	J/E	Reallocate part of Invoice #Expenditure For Invoice=1QKH-CQLD-L6FD; Type=Regular; Vendor=Amazon.com from 26107 to 11000	\$0.00	\$532.04

26107-0000-11011-0000-000000-0000-000000-00000	01/31/2025	02/06/2025	J/E	Reallocate part of Invoice #Expenditure For Invoice=1QKH-CQLD-L6FD; Type=Regular; Vendor=Amazon.com from 26107 to 11000	\$532.04	\$0.00
--	------------	------------	-----	--	----------	--------

Finance Meeting on February 10, 2025

Shawn Morris
Shawn Morris (Feb 13, 2025 20:27 MST)

MDP Armejo

Abby Herrera
Abby Herrera (Feb 19, 2025 08:30 MST)

Rhonda Calum-Morris

Mark Armijo Academy
Bank Reconciliation - State Funds
January 31, 2025

Ending Balance Per Bank Statement

1,039,406.95

Add:

--	--	--	--

0.00

Less:

9/13/2024	8103	Garcia, Damian U.	\$27.09
9/27/2024	8152	Garcia, Damian U.	\$126.06
10/25/2024	8199	Chavez, Eternity J	\$101.44
10/25/2024	8200	Garcia, Damian U.	\$88.50
10/25/2024	8201	Herrington, Vivrianna R.	\$126.14
11/8/2024	8231	General Mailing & Shipping Systems	\$171.77
12/19/2024	8302	Henry Caballero	\$118.00
12/19/2024	8307	Rayana Gallegos	\$159.50
12/19/2024	8308	Armando Hernandez	\$143.00
1/8/2025	8345	Bug Off Pest Control	\$91.48
1/26/2025	8371	Bug Off Pest Control	\$91.48
1/26/2025	8372	Mutualink, Inc.	\$1,800.00
1/26/2025	8374	Poms and Associates	\$226.01
1/26/2025	8376	Stericycle, Inc.	\$255.11
1/26/2025	8378	TLC Plumbing	\$210.68
1/26/2025	8379	Keven Noel Amherd	\$5,000.00
1/29/2025	8381	New Mexico Gas Company	\$328.52
1/29/2025	8382	Rios Fernandez	\$75.65
1/31/2025	8383	Chavez, Eternity J	\$204.86
			<u>(9,345.29)</u>

Ending Balance for Bank

1,030,061.66

Ending Balance per G/L

1,030,061.66

Add:

--	--	--	--

0.00

Subtract:

			0.00

Ending Balance for G/L

1,030,061.66

Difference - In Balance if \$0.00

(0.00)

Prepared by: Rhonda Cordova

Signature _____

Reviewed and Approved by:

Signature _____

Mark Armijo Academy

Balance Sheet Report

Cycle: FY2025; Fund Class: [All]; Fund Columns: [All Non-Zero Funds]; Account Expression: (([Fund] Between "11000" AND "31703")); Balance Date: 01/31/2025; Detail: No; Created On: 2/9/2025 11:10:17 PM

Description	11000	21000	21100	23000	24101	24106	24154	24190	24196	24330
11011 - Bank Accounts	\$672,788.81	(\$6,182.97)	(\$1,063.75)	\$11,336.61	(\$17,774.24)	(\$12,510.95)	(\$3,300.00)	(\$48,460.23)	(\$6,300.00)	\$448.13
Subtotal of Account Type: Asset	\$672,788.81	(\$6,182.97)	(\$1,063.75)	\$11,336.61	(\$17,774.24)	(\$12,510.95)	(\$3,300.00)	(\$48,460.23)	(\$6,300.00)	\$448.13
Subtotal of Account Group: Assets	\$672,788.81	(\$6,182.97)	(\$1,063.75)	\$11,336.61	(\$17,774.24)	(\$12,510.95)	(\$3,300.00)	(\$48,460.23)	(\$6,300.00)	\$448.13
23011 - Accrued Salaries and Benefits	\$218,679.99	\$6.39	\$0.00	\$55.40	\$10,525.19	\$10,586.39	\$1,438.86	\$0.00	\$0.00	\$18,345.57
23125 - Employee Insurance	(\$21,350.11)	\$0.00	\$0.00	\$0.00	(\$499.20)	(\$2,278.33)	(\$1,106.87)	\$670.88	\$0.00	(\$1,325.16)
23126 - Unemployment	(\$847.12)	(\$6.03)	\$0.00	\$0.00	(\$72.67)	(\$37.44)	(\$7.50)	\$45.41	\$0.00	(\$229.55)
23127 - Workers Compensation	\$37.01	(\$0.36)	\$0.00	\$0.00	\$9.35	\$5.48	\$0.00	\$2.97	\$0.00	(\$8.49)
23142 - State Income Taxes	(\$1,424.12)	\$0.00	\$0.00	\$0.00	\$90.89	\$78.54	(\$5.99)	\$291.66	\$0.00	(\$545.10)
23145 - State Retirement	(\$12,420.42)	\$0.00	\$0.00	\$0.00	\$895.45	(\$877.20)	(\$318.50)	\$2,597.58	\$0.00	(\$6,543.78)
23147 - Voluntary Deductions	(\$83,749.54)	\$0.00	\$0.00	\$0.00	(\$4,500.40)	(\$3,049.35)	\$0.00	\$0.00	\$0.00	(\$9,245.36)
Subtotal of Account Type: Liability	\$98,925.69	\$0.00	\$0.00	\$55.40	\$6,448.61	\$4,428.09	\$0.00	\$3,608.50	\$0.00	\$448.13
32300 - Unreserved Fund Balance	\$706,718.07	\$8,096.32	(\$1,487.85)	\$9,093.84	(\$18,970.29)	\$0.00	(\$5,090.50)	\$0.00	\$0.00	\$0.00
Net Increase/Decrease	(\$132,854.95)	(\$14,279.29)	\$424.10	\$2,187.37	(\$5,252.56)	(\$16,939.04)	\$1,790.50	(\$52,068.73)	(\$6,300.00)	\$0.00
Subtotal of Account Type: Fund	\$573,863.12	(\$6,182.97)	(\$1,063.75)	\$11,281.21	(\$24,222.85)	(\$16,939.04)	(\$3,300.00)	(\$52,068.73)	(\$6,300.00)	\$0.00
Subtotal of Account Group: Liabilities/Fund	\$672,788.81	(\$6,182.97)	(\$1,063.75)	\$11,336.61	(\$17,774.24)	(\$12,510.95)	(\$3,300.00)	(\$48,460.23)	(\$6,300.00)	\$448.13

24333	25153	26107	26178	26186	26207	27109	27127	27183	27528	27533	27552	27575
\$0.00	\$96,001.26	(\$10,931.36)	\$214.54	(\$580.80)	\$1,072.73	\$3,711.50	(\$39.26)	(\$755.92)	(\$13,757.01)	(\$4,059.01)	(\$73,850.40)	\$0.00
\$0.00	\$96,001.26	(\$10,931.36)	\$214.54	(\$580.80)	\$1,072.73	\$3,711.50	(\$39.26)	(\$755.92)	(\$13,757.01)	(\$4,059.01)	(\$73,850.40)	\$0.00
\$0.00	\$96,001.26	(\$10,931.36)	\$214.54	(\$580.80)	\$1,072.73	\$3,711.50	(\$39.26)	(\$755.92)	(\$13,757.01)	(\$4,059.01)	(\$73,850.40)	\$0.00
\$13,373.58	\$0.00	\$271.90	\$0.00	\$5.78	\$0.00	\$0.00	\$10,010.02	\$0.00	\$0.00	\$0.00	\$18,778.75	\$0.00
\$0.00	\$0.00	\$0.00	\$0.00	\$0.00	\$0.00	\$0.00	(\$724.10)	\$0.00	\$0.00	\$0.00	(\$3,116.58)	\$0.00
(\$171.10)	\$0.00	(\$56.91)	\$0.00	(\$5.62)	\$0.00	\$0.00	(\$65.61)	\$0.00	\$23.24	\$0.00	(\$108.82)	\$0.00
(\$21.50)	\$0.00	(\$77.40)	\$0.00	(\$0.16)	\$0.00	\$0.00	\$0.00	\$0.00	\$2.83	\$0.00	(\$39.28)	\$0.00
(\$431.26)	\$0.00	(\$18.15)	\$0.00	\$0.00	\$0.00	\$0.00	(\$423.55)	\$0.00	\$123.05	\$0.00	(\$286.79)	\$0.00
(\$2,740.96)	\$0.00	(\$119.44)	\$0.00	\$0.00	\$0.00	\$0.00	(\$4,202.60)	\$0.00	\$1,329.75	\$0.00	(\$2,743.60)	\$0.00
(\$10,008.76)	\$0.00	\$0.00	\$0.00	\$0.00	\$0.00	\$0.00	(\$4,633.42)	\$0.00	\$0.00	\$0.00	(\$6,497.97)	\$0.00
\$0.00	\$0.00	\$0.00	\$0.00	\$0.00	\$0.00	\$0.00	(\$39.26)	\$0.00	\$1,478.87	\$0.00	\$5,985.71	\$0.00
(\$40,384.16)	\$73,265.19	(\$4,068.64)	\$507.74	(\$2,724.58)	\$1,072.73	\$3,711.50	(\$108,282.68)	\$0.00	\$0.00	\$0.00	(\$66,417.07)	(\$22,391.34)
\$40,384.16	\$22,736.07	(\$6,862.72)	(\$293.20)	\$2,143.78	\$0.00	\$0.00	\$108,282.68	(\$755.92)	(\$15,235.88)	(\$4,059.01)	(\$13,419.04)	\$22,391.34
\$0.00	\$96,001.26	(\$10,931.36)	\$214.54	(\$580.80)	\$1,072.73	\$3,711.50	\$0.00	(\$755.92)	(\$15,235.88)	(\$4,059.01)	(\$79,836.11)	\$0.00
\$0.00	\$96,001.26	(\$10,931.36)	\$214.54	(\$580.80)	\$1,072.73	\$3,711.50	(\$39.26)	(\$755.92)	(\$13,757.01)	(\$4,059.01)	(\$73,850.40)	\$0.00

28133	28190	28210	29102	29107	31200	31400	31600	31701	31703	90000	Total
\$0.00	(\$3,195.00)	\$19,326.58	\$136.02	\$57.64	(\$66,583.30)	(\$177,699.64)	\$643,767.89	\$3,875.28	\$24,368.51	\$0.00	\$1,030,061.66
\$0.00	(\$3,195.00)	\$19,326.58	\$136.02	\$57.64	(\$66,583.30)	(\$177,699.64)	\$643,767.89	\$3,875.28	\$24,368.51	\$0.00	\$1,030,061.66
\$0.00	(\$3,195.00)	\$19,326.58	\$136.02	\$57.64	(\$66,583.30)	(\$177,699.64)	\$643,767.89	\$3,875.28	\$24,368.51	\$0.00	\$1,030,061.66
\$6,862.84	\$1,888.63	\$2,792.15	\$0.00	\$0.00	\$0.00	\$0.00	\$0.00	\$0.00	\$0.00	\$0.00	\$313,621.44
\$0.00	\$0.00	\$0.00	\$0.00	\$0.00	\$0.00	\$0.00	\$0.00	\$0.00	\$0.00	\$0.00	(\$29,729.47)
(\$217.63)	(\$15.22)	\$0.00	\$0.00	\$0.00	\$0.00	\$0.00	\$0.00	\$0.00	\$0.00	\$0.00	(\$1,772.57)
(\$17.20)	(\$0.75)	\$0.00	\$0.00	\$0.00	\$0.00	\$0.00	\$0.00	\$0.00	\$0.00	\$0.00	(\$107.50)
(\$266.56)	(\$88.00)	(\$126.02)	\$0.00	\$0.00	\$0.00	\$0.00	\$0.00	\$0.00	\$0.00	\$0.00	(\$3,031.40)
(\$159.25)	(\$796.25)	(\$1,274.00)	\$0.00	\$0.00	\$0.00	\$0.00	\$0.00	\$0.00	\$0.00	\$0.00	(\$27,373.22)
(\$6,202.20)	(\$988.41)	(\$1,392.13)	\$0.00	\$0.00	\$0.00	\$0.00	\$0.00	\$0.00	\$0.00	\$0.00	(\$130,267.54)
\$0.00	\$0.00	\$0.00	\$0.00	\$0.00	\$0.00	\$0.00	\$0.00	\$0.00	\$0.00	\$0.00	\$121,339.74
(\$47,666.94)	\$0.00	\$30,680.14	\$136.02	\$57.64	(\$28,535.70)	\$0.00	\$518,068.12	\$4,674.98	\$26,764.51	\$0.00	\$1,036,827.05
\$47,666.94	(\$3,195.00)	(\$11,353.56)	\$0.00	\$0.00	(\$38,047.60)	(\$177,699.64)	\$125,699.77	(\$799.70)	(\$2,396.00)	\$0.00	(\$128,105.13)
\$0.00	(\$3,195.00)	\$19,326.58	\$136.02	\$57.64	(\$66,583.30)	(\$177,699.64)	\$643,767.89	\$3,875.28	\$24,368.51	\$0.00	\$908,721.92
\$0.00	(\$3,195.00)	\$19,326.58	\$136.02	\$57.64	(\$66,583.30)	(\$177,699.64)	\$643,767.89	\$3,875.28	\$24,368.51	\$0.00	\$1,030,061.66

Mark Armijo Academy

Bank Account Register Activity Report

Bank: Wells Fargo Bank; Bank Account: [All]; Begin Date: 01/01/2025; End Date: 01/31/2025; Status: Non-Void; Created On: 2/9/2025 11:11:47 PM

Bank		Account Number						
Wells Fargo Bank		7195424754						
Date	Number	Type	Payee/From	Status	Deposit	Withdrawal	Balance	
1/1/2025			Beginning Balance				\$600,372.11	
1/3/2025		Payroll Liability Check	Internal Revenue Service	Non-Void		\$17,685.51	\$582,686.60	
1/3/2025		Payroll Liability Check	Wells Fargo Bank	Non-Void		\$48,566.32	\$534,120.28	
1/3/2025	2025-063	Cash Receipt	27528	Non-Void	\$33,629.63		\$567,749.91	
1/5/2025		Payroll Liability Check	AFLAC	Non-Void		\$1,105.08	\$566,644.83	
1/5/2025	8329	AP Warrant	A-COM Technologies	Non-Void		\$1,053.23	\$565,591.60	
1/5/2025	8330	AP Warrant	GL SOLUTIONS3, LLC	Non-Void		\$1,708.47	\$563,883.13	
1/5/2025	8331	AP Warrant	Cypress Tree New Mexico	Non-Void		\$4,035.94	\$559,847.19	
1/5/2025	8332	AP Warrant	Harris	Non-Void		\$167.01	\$559,680.18	
1/5/2025	8333	AP Warrant	Moss-Adams, LLP	Non-Void		\$3,896.03	\$555,784.15	
1/5/2025	8334	AP Warrant	Mutualink, Inc.	Non-Void		\$4,500.00	\$551,284.15	
1/5/2025	8335	AP Warrant	Southwest Copy Systems	Non-Void		\$46.32	\$551,237.83	
1/5/2025	8385	AP Warrant	Tracy Silva	Non-Void		\$1,663.29	\$549,574.54	
1/5/2025	8386	AP Warrant	Outcomes, Inc.	Non-Void		\$274.50	\$549,300.04	
1/5/2025	8404	AP Warrant	Amazon.com Corporate Credit	Non-Void		\$1,873.97	\$547,426.07	
1/6/2025		Payroll Liability Check	MG Trust - TPA 000388	Non-Void		\$1,350.00	\$546,076.07	
1/6/2025		Payroll Liability Check	NM Department of Workforce Solutions	Non-Void		\$1,374.19	\$544,701.88	
1/6/2025		Payroll Liability Check	NM Educational Retirement Board	Non-Void		\$50,804.36	\$493,897.52	
1/6/2025		Payroll Liability Check	NM Public Schools Insurance Authority	Non-Void		\$32,400.34	\$461,497.18	
1/6/2025		Payroll Liability Check	NM Retiree Health Care Authority	Non-Void		\$5,346.69	\$456,150.49	
1/6/2025	8337	Payroll Liability Check	New Mexico Taxation and Revenue Department	Non-Void		\$245.10	\$455,905.39	
1/6/2025	8338	Payroll Liability Check	New Mexico Taxation and Revenue Department	Non-Void		\$5,217.86	\$450,687.53	
1/7/2025	2025-058	Cash Receipt	PNM/24101	Non-Void	\$35,856.88		\$486,544.41	
1/8/2025		AP Warrant	Albuquerque Bernalillo County Water Utility	Non-Void		\$465.88	\$486,078.53	
1/8/2025	2025-064	Cash Receipt	USDA November 2024	Non-Void	\$7,064.94		\$493,143.47	
1/8/2025	8339	AP Warrant	Dion's Pizza	Non-Void		\$43.10	\$493,100.37	
1/8/2025	8340	AP Warrant	Eugenia Mora-Flores	Non-Void		\$5,000.00	\$488,100.37	
1/8/2025	8341	AP Warrant	Herrera Coaches	Non-Void		\$375.00	\$487,725.37	
1/8/2025	8342	AP Warrant	LD Supply LLC	Non-Void		\$1,600.72	\$486,124.65	
1/8/2025	8343	AP Warrant	Nursing Services, Inc.	Non-Void		\$1,412.58	\$484,712.07	
1/8/2025	8344	AP Warrant	Virescent, Inc. dba Unicolor	Non-Void		\$175.43	\$484,536.64	
1/8/2025	8345	AP Warrant	Bug Off Pest Control	Non-Void		\$91.48	\$484,445.16	
1/8/2025	8346	AP Warrant	Kristen LaVolpa	Non-Void		\$1,022.00	\$483,423.16	

1/8/2025	8387	AP Warrant	Rios Fernandez	Non-Void		\$418.36	\$483,004.80
1/9/2025	2025-065	Cash Receipt	YCC 28133	Non-Void	\$57,787.68		\$540,792.48
1/13/2025	2025-066	Cash Receipt	SEG January 2025	Non-Void	\$239,057.32		\$779,849.80
1/14/2025	2025-059	Cash Receipt	24106	Non-Void	\$25,147.14		\$804,996.94
1/15/2025	8384	AP Warrant	Shawn Morris	Non-Void		\$2,339.88	\$802,657.06
1/15/2025	8388	AP Warrant	Rhonda Cordova	Non-Void		\$4,146.97	\$798,510.09
1/16/2025		AP Warrant	Albuquerque Bernalillo County Water Utility	Non-Void		\$22.74	\$798,487.35
1/16/2025		AP Warrant	Public Service Company of New Mexico	Non-Void		\$4,573.11	\$793,914.24
1/16/2025	2025-067	Cash Receipt	HB33	Non-Void	\$2,115.89		\$796,030.13
1/16/2025	8358	AP Warrant	Bilingual Multicultural Services, Inc.	Non-Void		\$3,710.37	\$792,319.76
1/16/2025	8359	AP Warrant	Golden Pride	Non-Void		\$220.39	\$792,099.37
1/16/2025	8360	AP Warrant	LDD Consulting, Inc.	Non-Void		\$4,837.86	\$787,261.51
1/16/2025	8361	AP Warrant	New Mexico Gas Company	Non-Void		\$268.13	\$786,993.38
1/16/2025	8362	AP Warrant	Sam's Club	Non-Void		\$164.73	\$786,828.65
1/16/2025	8363	AP Warrant	Staples Business Advantage	Non-Void		\$444.90	\$786,383.75
1/16/2025	8364	AP Warrant	Southwest Copy Systems	Non-Void		\$67.43	\$786,316.32
1/16/2025	8365	AP Warrant	SW Copy Systems - Leasing A Program of De Lage Landen	Non-Void		\$1,089.08	\$785,227.24
1/16/2025	8366	AP Warrant	T-Mobile USA, Inc.	Non-Void		\$369.45	\$784,857.79
1/16/2025	8367	AP Warrant	Gregory Webb	Non-Void		\$4,305.00	\$780,552.79
1/16/2025	8368	AP Warrant	PowerSchool Group LLC	Non-Void		\$15,911.82	\$764,640.97
1/17/2025		Payroll Liability Check	Internal Revenue Service	Non-Void		\$20,474.36	\$744,166.61
1/17/2025		Payroll Liability Check	Wells Fargo Bank	Non-Void		\$57,622.72	\$686,543.89
1/17/2025	8369	Paycheck	Jimenez Chavez, Brittany	Non-Void		\$56.17	\$686,487.72
1/21/2025	2025-068	Cash Receipt	HB33/SB9	Non-Void	\$118,211.47		\$804,699.19
1/22/2025	2025-060	Cash Receipt	MAA Foundation Reimbursement - Class of 2025	Non-Void	\$2,401.00		\$807,100.19
1/22/2025	2025-069	Cash Receipt	SB9	Non-Void	\$1,089.61		\$808,189.80
1/26/2025	8370	AP Warrant	ACES	Non-Void		\$8,492.08	\$799,697.72
1/26/2025	8371	AP Warrant	Bug Off Pest Control	Non-Void		\$91.48	\$799,606.24
1/26/2025	8372	AP Warrant	Mutualink, Inc.	Non-Void		\$1,800.00	\$797,806.24
1/26/2025	8374	AP Warrant	Poms and Associates	Non-Void		\$226.01	\$797,580.23
1/26/2025	8375	AP Warrant	Zions Bank Corporate Trust	Non-Void		\$9,511.90	\$788,068.33
1/26/2025	8376	AP Warrant	Stericycle, Inc.	Non-Void		\$255.11	\$787,813.22
1/26/2025	8377	AP Warrant	Southwest Copy Systems	Non-Void		\$22.81	\$787,790.41
1/26/2025	8378	AP Warrant	TLC Plumbing	Non-Void		\$210.68	\$787,579.73
1/26/2025	8379	AP Warrant	Keven Noel Amherd	Non-Void		\$5,000.00	\$782,579.73
1/28/2025	8389	AP Warrant	Outcomes, Inc.	Non-Void		\$274.50	\$782,305.23
1/29/2025	8381	AP Warrant	New Mexico Gas Company	Non-Void		\$328.52	\$781,976.71
1/29/2025	8382	AP Warrant	Rios Fernandez	Non-Void		\$75.65	\$781,901.06
1/31/2025		Payroll Liability Check	Internal Revenue Service	Non-Void		\$18,070.86	\$763,830.20
1/31/2025		Payroll Liability Check	Internal Revenue Service	Non-Void		\$191.48	\$763,638.72
1/31/2025		Payroll Liability Check	Wells Fargo Bank	Non-Void		\$56,671.77	\$706,966.95

1/31/2025		Payroll Liability Check	Wells Fargo Bank	Non-Void		\$768.19	\$706,198.76
1/31/2025	2025-062	Cash Receipt	Washington DC	Non-Void	\$32.00		\$706,230.76
1/31/2025	8383	Paycheck	Chavez, Eternity J	Non-Void		\$204.86	\$706,025.90
1/31/2025	8390	AP Warrant	Rhonda Cordova	Non-Void		\$3,587.50	\$702,438.40
1/31/2025			Ending Balance				\$702,438.40
Sub Total					\$522,393.56	\$420,327.27	
Grand Total					\$522,393.56	\$420,327.27	

Mark Armijo Academy

Budget Summary Of Funds Report

Accounting Cycle: FY2025; End Date: 01/31/2025; Account Type: Expenditure; Show Prior Year Accounts: No; Created On: 2/9/2025 11:12:37 PM

Fund	Description	Adopted	Current	YTD Actuals	YTD Payable/Encumber	Budget Balance	Unencumbered Budget Balance	Percent Remaining
11000	Operational	\$3,501,594.78	\$3,575,405.86	\$1,813,702.38	\$1,436,515.52	\$1,761,703.48	\$325,187.96	9%
21000	Food Services	\$102,690.83	\$102,690.83	\$48,729.57	\$59,366.52	\$53,961.26	(\$5,405.26)	-5%
21100	Universal Free Lunch (State funded)	\$3,729.00	\$3,729.00	\$0.00	\$0.00	\$3,729.00	\$3,729.00	100%
23000	Non-Instructional Support	\$9,093.84	\$9,093.84	\$3,184.73	\$3,729.62	\$5,909.11	\$2,179.49	24%
24101	Title I - IASA	\$190,813.00	\$190,813.00	\$69,649.06	\$87,099.24	\$121,163.94	\$34,064.70	18%
24106	Entitlement IDEA-B	\$106,147.00	\$106,147.00	\$45,171.84	\$59,570.82	\$60,975.16	\$1,404.34	1%
24153	English Language Acquisition	\$2,925.00	\$2,925.00	\$0.00	\$0.00	\$2,925.00	\$2,925.00	100%
24154	Teacher/Principal Training & Recruiting	\$13,557.00	\$13,557.00	\$3,300.00	\$0.00	\$10,257.00	\$10,257.00	76%
24190	Title I - Comprehensive Support and Improvement (CSI)	\$125,000.00	\$128,942.00	\$62,850.15	\$68,862.61	\$66,091.85	(\$2,770.76)	-2%
24196	Stronger Connections Grant Program	\$6,300.00	\$6,300.00	\$6,300.00	\$0.00	\$0.00	\$0.00	0%
25153	Title XIX MEDICAID 3/21 Years	\$65,469.85	\$73,265.19	\$3,943.73	\$9,100.87	\$69,321.46	\$60,220.59	82%
26107	REC/District Fiscal Agent	\$10,931.36	\$20,931.36	\$20,931.36	\$0.00	\$0.00	\$0.00	0%
26178	Keep New Mexico Beautiful, Inc.	\$507.74	\$507.74	\$293.20	\$0.00	\$214.54	\$214.54	42%
26186	ABC Community School Partnership	\$5,000.00	\$5,000.00	\$580.80	\$300.00	\$4,419.20	\$4,119.20	82%
26207	CNM Foundation	\$1,000.00	\$2,072.73	\$0.00	\$0.00	\$2,072.73	\$2,072.73	100%
27107	2012 GOBOND Student Library	\$4,830.00	\$4,830.00	\$0.00	\$0.00	\$4,830.00	\$4,830.00	100%
27109	Instructional Materials	\$3,711.50	\$3,711.50	\$0.00	\$0.00	\$3,711.50	\$3,711.50	100%
27183	NM Grown FVV	\$864.00	\$864.00	\$755.92	\$411.92	\$108.08	(\$303.84)	-35%
27502	Career Technical Education Program (Pilot)	\$6,302.00	\$6,302.00	\$0.00	\$0.00	\$6,302.00	\$6,302.00	100%
27528	FY24 FY25 community school and family	\$75,000.00	\$105,000.00	\$48,865.51	\$34,716.91	\$56,134.49	\$21,417.58	20%
27533	FY24 FY25 Pilot CTE reg 2024 HB2 page 211, item	\$50,000.00	\$50,000.00	\$4,059.01	\$0.00	\$45,940.99	\$45,940.99	92%
27552	CTE State Wide Innovation Zones - Reg 2022,	\$185,000.00	\$185,000.00	\$79,836.11	\$78,798.94	\$105,163.89	\$26,364.95	14%
28133	Youth Conservation Corp NMEMNR	\$114,553.20	\$114,553.20	\$57,787.68	\$0.00	\$56,765.52	\$56,765.52	50%
28190	GRADS Grant	\$14,000.00	\$14,000.00	\$3,195.00	\$5,592.75	\$10,805.00	\$5,212.25	37%
28210	Outdoor Equity Fund	\$30,680.14	\$30,680.14	\$11,353.56	\$9,232.64	\$19,326.58	\$10,093.94	33%
29102	Private Dir Grants (Categorical)	\$136.02	\$136.02	\$0.00	\$0.00	\$136.02	\$136.02	100%
31200	Public School Capital Outlay	\$114,143.00	\$114,143.00	\$66,583.30	\$0.00	\$47,559.70	\$47,559.70	42%
31400	Special Capital Outlay-State	\$350,000.00	\$350,000.00	\$177,699.64	\$11,623.50	\$172,300.36	\$160,676.86	46%
31600	Capital Improvements HB-33	\$726,520.58	\$728,428.12	\$6,000.00	\$0.00	\$722,428.12	\$722,428.12	99%
31701	SB9 Ad Valorem	\$106,740.00	\$111,414.98	\$67,364.23	\$18,156.00	\$44,050.75	\$25,894.75	23%
31703	SB-9 State Match Cash	\$26,764.51	\$26,764.51	\$2,396.00	\$0.00	\$24,368.51	\$24,368.51	91%
Fund Totals		\$5,954,004.35	\$6,087,208.02	\$2,604,532.78	\$1,883,077.86	\$3,482,675.24	\$1,599,597.38	27%

Mark Armijo Academy

Monthly Balance Forecast Report

Cycle: FY2025; Begin Date: 07/01/2024; End Date: 01/31/2025; Account Type: Expenditure,Revenue; Account Expression: ([Fund] Between "11000" AND "31703") ; Created On: 2/9/2025 11:14:26 PM

Expenditure									
Description	July	August	September	October	November	December	January	Total (Date Range)	Budget (YTD)
51000 - Personnel Services - Compensation	\$0.00	(\$9,519.24)	\$9,519.24	(\$6,346.16)	\$0.00	\$6,346.16	\$0.00	\$0.00	\$0.00
51100 - Salaries Expense	(\$24,152.15)	(\$177,101.60)	(\$169,326.83)	(\$160,055.20)	(\$156,620.77)	(\$166,481.96)	(\$232,172.58)	(\$1,085,911.09)	(\$2,054,312.38)
51200 - Overtime Expense	\$0.00	\$0.00	\$0.00	\$0.00	(\$305.37)	\$0.00	\$0.00	(\$305.37)	\$0.00
51300 - Additional Compensation	(\$4,668.67)	(\$19,371.71)	(\$6,956.91)	(\$7,475.66)	(\$5,105.74)	(\$22,059.87)	(\$19,631.88)	(\$85,270.44)	(\$155,997.19)
52111 - Educational Retirement	(\$4,029.49)	(\$32,105.43)	(\$29,125.36)	(\$29,921.29)	(\$28,762.76)	(\$32,347.51)	(\$45,961.63)	(\$202,253.47)	(\$320,531.44)
52112 - ERA - Retiree Health	(\$444.00)	(\$3,651.41)	(\$3,208.26)	(\$3,297.10)	(\$3,160.89)	(\$3,588.45)	(\$5,014.24)	(\$22,364.35)	(\$40,212.98)
52210 - FICA Payments	(\$1,786.89)	(\$12,771.54)	(\$10,339.33)	(\$10,780.29)	(\$10,025.50)	(\$11,296.07)	(\$15,611.80)	(\$72,611.42)	(\$133,458.22)
52220 - Medicare Payments	(\$417.91)	(\$2,986.88)	(\$2,418.12)	(\$2,521.26)	(\$2,349.49)	(\$2,641.84)	(\$3,651.19)	(\$16,986.69)	(\$99,859.14)
52311 - Health and Medical Premiums	(\$842.31)	(\$18,229.54)	(\$12,742.52)	(\$16,073.17)	(\$19,221.74)	(\$19,008.62)	(\$20,031.88)	(\$106,149.78)	(\$229,926.08)
52312 - Life	(\$15.78)	(\$118.35)	(\$168.32)	(\$165.69)	(\$160.43)	(\$163.06)	(\$165.69)	(\$957.32)	(\$2,332.86)
52313 - Dental	(\$50.57)	(\$606.87)	(\$745.44)	(\$708.06)	(\$708.06)	(\$708.06)	(\$713.71)	(\$4,240.77)	(\$8,359.26)
52314 - Vision	(\$6.12)	(\$80.86)	(\$117.00)	(\$117.00)	(\$117.00)	(\$117.00)	(\$118.86)	(\$673.84)	(\$1,541.36)
52315 - Disability	(\$12.65)	(\$134.97)	(\$172.78)	(\$163.74)	(\$158.64)	(\$158.64)	(\$154.94)	(\$956.36)	(\$2,171.07)
52316 - Other Insurance	\$0.00	(\$76.71)	\$0.00	\$0.00	\$0.00	(\$53.94)	\$0.00	(\$130.65)	(\$500.00)
52500 - Unemployment Compensation	(\$126.29)	(\$659.61)	(\$509.37)	(\$554.22)	(\$418.35)	(\$407.24)	(\$1,386.85)	(\$4,061.93)	(\$9,753.07)
52720 - Workers Compensation Employer's Fee	(\$123.50)	(\$46.00)	(\$18.40)	(\$119.90)	(\$6.90)	\$0.00	(\$92.00)	(\$406.70)	(\$1,004.14)
53211 - Diagnosticians - Contracted	\$0.00	\$0.00	\$0.00	\$0.00	\$0.00	\$0.00	\$0.00	\$0.00	(\$6,000.00)
53212 - Speech Therapists - Contracted	\$0.00	\$0.00	(\$4,218.90)	(\$4,218.90)	(\$2,410.80)	(\$3,013.50)	(\$3,390.19)	(\$17,252.29)	(\$20,000.00)
53213 - Occupational Therapists - Contracted	\$0.00	\$0.00	(\$678.04)	(\$565.03)	(\$772.21)	(\$470.86)	(\$320.18)	(\$2,806.32)	(\$5,500.00)
53214 - Therapists - Contracted	\$0.00	\$0.00	\$0.00	\$0.00	\$0.00	\$0.00	\$0.00	\$0.00	(\$10,000.00)
53215 - Psychologists - Contracted	\$0.00	\$0.00	\$0.00	\$0.00	(\$157.42)	\$0.00	\$0.00	(\$157.42)	(\$1,500.00)
53218 - Specialists - Contracted	\$0.00	\$0.00	\$0.00	\$0.00	\$0.00	\$0.00	\$0.00	\$0.00	(\$98,000.00)
53330 - Professional Development	(\$400.00)	(\$7,750.00)	(\$1,357.00)	(\$4,321.70)	(\$4,275.00)	(\$5,010.00)	(\$10,050.00)	(\$33,163.70)	(\$118,478.50)
53411 - Auditing	\$0.00	\$0.00	\$0.00	(\$5,919.38)	(\$15,117.01)	(\$5,556.68)	(\$3,896.03)	(\$30,489.10)	(\$35,000.00)
53413 - Legal	(\$327.27)	(\$443.95)	(\$147.99)	\$0.00	\$0.00	\$0.00	\$0.00	(\$919.21)	(\$10,000.00)
53414 - Other Professional/Technical Services	\$0.00	\$0.00	(\$417.43)	\$0.00	\$0.00	(\$14,054.97)	\$0.00	(\$14,472.40)	\$0.00
53711 - Other Charges	\$0.00	\$0.00	(\$755.12)	\$0.00	(\$78.15)	\$0.00	\$0.00	(\$833.27)	(\$1,179.00)
53712 - County Tax Collection Costs	\$0.00	\$0.00	\$0.00	\$0.00	\$0.00	\$0.00	\$0.00	\$0.00	(\$3,700.00)
54315 - Maintenance & Repair -	\$0.00	(\$4,385.00)	\$0.00	\$0.00	\$0.00	\$0.00	\$0.00	(\$4,385.00)	\$0.00
54411 - Electricity	(\$2,000.81)	(\$2,630.76)	\$0.00	(\$4,694.68)	(\$1,984.50)	\$0.00	(\$4,573.11)	(\$15,883.86)	(\$40,000.00)
54412 - Natural Gas (Buildings)	(\$68.80)	(\$34.97)	(\$37.71)	\$0.00	(\$59.49)	\$0.00	(\$596.65)	(\$797.62)	(\$3,000.00)
54415 - Water/Sewage	(\$423.44)	(\$470.33)	(\$22.74)	(\$528.70)	(\$564.68)	(\$493.84)	(\$488.62)	(\$2,992.35)	(\$7,000.00)
54416 - Communication Services	(\$1,109.15)	(\$894.78)	(\$1,697.42)	(\$957.83)	(\$976.35)	(\$1,908.60)	(\$6,669.45)	(\$14,213.58)	(\$21,300.00)
54620 - Rental of Equipment and Vehicles	(\$1,014.46)	(\$1,014.46)	(\$1,014.46)	(\$70.31)	(\$1,014.46)	(\$944.15)	(\$1,089.08)	(\$6,161.38)	(\$15,000.00)
54630 - Rentals of Computers and Related	\$0.00	\$0.00	\$0.00	\$0.00	\$0.00	(\$212.94)	\$0.00	(\$212.94)	\$0.00
54640 - Rental/Lease to Purchase	(\$9,511.90)	(\$9,511.90)	(\$9,511.90)	(\$9,511.90)	(\$9,511.90)	(\$15,511.90)	(\$9,511.90)	(\$72,583.30)	(\$114,143.00)
55100 - Student Transportation Services	(\$4,300.00)	(\$900.00)	\$5,200.00	\$0.00	\$0.00	\$0.00	\$0.00	\$0.00	\$0.00
55200 - Property/Liability Insurance	(\$57,018.00)	\$0.00	\$0.00	\$0.00	\$0.00	\$0.00	\$0.00	(\$57,018.00)	(\$63,811.00)
55400 - Advertising	\$0.00	\$0.00	(\$1,404.51)	\$0.00	\$0.00	\$0.00	\$0.00	(\$1,404.51)	(\$5,000.00)
55811 - Board Travel	(\$498.50)	\$0.00	\$0.00	\$0.00	\$0.00	\$0.00	\$0.00	(\$498.50)	(\$2,000.00)
55812 - Board Training	\$0.00	\$0.00	\$0.00	\$0.00	\$0.00	\$0.00	\$0.00	\$0.00	(\$3,000.00)
55813 - Employee Travel - Non-Teachers	(\$1,147.41)	\$0.00	(\$1,071.81)	(\$547.32)	(\$2,275.48)	(\$496.80)	(\$418.36)	(\$5,957.18)	(\$8,500.00)

55817 - Student Travel	\$0.00	\$0.00	\$0.00	\$0.00	\$0.00	\$0.00	\$0.00	\$0.00	\$0.00	(\$593.84)
55819 - Employee Travel - Teachers	(\$294.36)	\$136.13	\$0.00	(\$90.63)	\$0.00	(\$2,382.85)	\$0.00	(\$2,631.71)	(\$2,500.00)	
55915 - Other Contract Services	(\$30,751.53)	(\$33,988.23)	(\$39,019.01)	(\$32,070.57)	(\$48,864.81)	(\$21,796.19)	(\$28,755.39)	(\$235,245.73)	(\$536,123.32)	
56105 - Instructional Materials - Operational	(\$34,309.99)	(\$16,807.23)	(\$3,426.49)	(\$198.49)	(\$15,189.94)	(\$83.85)	(\$1,161.40)	(\$71,177.39)	(\$39,248.70)	
56111 - Instructional Materials Cash - 50%	\$0.00	\$0.00	\$0.00	\$0.00	\$0.00	\$0.00	\$0.00	\$0.00	(\$3,711.50)	
56112 - Other Textbooks	\$0.00	\$0.00	\$0.00	\$0.00	\$0.00	\$0.00	\$0.00	\$0.00	(\$1,200.00)	
56113 - Software	(\$16,747.65)	\$0.00	(\$2,936.44)	(\$845.99)	\$0.00	(\$10,900.00)	(\$16,078.83)	(\$47,508.91)	(\$33,567.00)	
56114 - Library And Audio-Visual	\$0.00	\$0.00	\$0.00	\$0.00	\$0.00	\$0.00	\$0.00	\$0.00	(\$4,830.00)	
56116 - Food	(\$8,096.09)	\$0.00	(\$10,357.95)	(\$11,147.13)	(\$10,636.32)	(\$755.92)	(\$8,492.08)	(\$49,485.49)	(\$105,593.00)	
56118 - General Supplies and Materials	(\$5,316.31)	(\$6,740.48)	(\$8,743.72)	(\$5,224.12)	(\$5,417.30)	(\$1,310.70)	(\$3,718.06)	(\$36,470.69)	(\$226,800.10)	
56119 - Supply Assets (\$5,000 or less)	(\$2,088.04)	(\$4,941.06)	(\$11,393.94)	(\$961.40)	(\$6,107.95)	(\$11,402.38)	(\$2,900.70)	(\$39,795.47)	(\$146,179.49)	
56210 - Natural Gas (Vehicles)	(\$129.89)	\$0.00	(\$83.71)	(\$197.09)	\$0.00	(\$69.68)	(\$61.38)	(\$541.75)	\$0.00	
57331 - Fixed Assets (More Than \$5,000)	(\$9,002.42)	(\$36,225.58)	(\$2,300.48)	(\$90,943.13)	(\$3,904.44)	(\$86,756.51)	\$0.00	(\$229,132.56)	(\$1,326,790.38)	
57332 - Supply Assets (\$5,000 or Less)	\$0.00	\$0.00	\$0.00	\$0.00	\$0.00	\$0.00	\$0.00	\$0.00	\$0.00	
58211 - Tax Liability/Penalty	\$0.00	\$0.00	\$0.00	\$0.00	\$0.00	(\$7,060.97)	\$0.00	(\$7,060.97)	(\$8,000.00)	
Sub Total	(\$221,232.35)	(\$404,063.32)	(\$321,726.17)	(\$411,313.04)	(\$356,439.85)	(\$442,879.39)	(\$446,878.66)	(\$2,604,532.78)	(\$6,087,208.02)	

Revenue

Description	July	August	September	October	November	December	January	Total (Date Range)	Budget (YTD)
41110 - Ad Valorem Taxes – School District	\$6,158.75	\$1,840.96	\$644.74	\$438.22	\$478.12	\$67,286.54	\$121,416.97	\$198,264.30	\$317,100.00
41705 - Activities Revenue	\$0.00	\$0.00	\$0.00	\$521.00	\$2,418.10	\$45.00	\$2,433.00	\$5,417.10	\$0.00
41920 - Contributions and Donations From Private Sources	\$1,947.40	\$0.00	\$28.56	\$0.00	\$0.00	\$95.00	\$135.00	\$2,205.96	\$0.00
41921 - Instructional - Categorical	\$0.00	\$0.00	\$0.00	\$0.00	\$0.00	\$0.00	\$0.00	\$0.00	\$1,000.00
41922 - Instructional Support - Categorical	\$0.00	\$0.00	\$0.00	\$0.00	\$0.00	\$0.00	\$0.00	\$0.00	\$5,000.00
41924 - Flowthrough Grants from District	\$0.00	\$0.00	\$0.00	\$12,789.99	\$10,781.42	\$0.00	\$60,869.02	\$84,440.43	\$448,684.00
41980 - Refund of Prior Year's Expenditures	\$274,111.71	\$70,274.84	\$5,764.69	\$0.00	\$0.00	\$0.00	\$0.00	\$350,151.24	\$0.00
43101 - State Equalization Guarantee	\$239,057.32	\$239,057.32	\$239,057.32	\$239,057.32	\$239,057.32	\$239,057.31	\$239,057.32	\$1,673,401.23	\$2,868,687.79
43202 - State Flow-through Grants	\$0.00	\$0.00	\$0.00	\$0.00	\$0.00	\$0.00	\$33,629.63	\$33,629.63	\$697,166.00
43203 - State Revenue	\$0.00	\$0.00	\$0.00	\$0.00	\$0.00	\$0.00	\$57,787.68	\$57,787.68	\$132,282.20
43204 - Prior Year Balances	\$0.00	\$0.00	\$0.00	\$0.00	\$0.00	\$0.00	\$0.00	\$0.00	\$4,830.00
43209 - PSCOC Awards	\$0.00	\$0.00	\$0.00	\$0.00	\$0.00	\$0.00	\$0.00	\$0.00	\$114,143.00
43214 - Farm to School Revenue	\$0.00	\$0.00	\$10,000.00	\$0.00	\$0.00	\$0.00	\$0.00	\$10,000.00	\$20,931.36
44301 - Other Restricted Grants – Federal Direct	\$0.00	\$6,482.80	\$20,197.00	\$0.00	\$0.00	\$0.00	\$0.00	\$26,679.80	\$0.00
44500 - Restricted Grants From the Federal Government Through the State	\$0.00	\$0.00	\$0.00	\$7,718.10	\$10,034.50	\$9,632.74	\$7,064.94	\$34,450.28	\$100,000.00
Sub Total	\$521,275.18	\$317,655.92	\$275,692.31	\$260,524.63	\$262,769.46	\$316,116.59	\$522,393.56	\$2,476,427.65	\$4,709,824.35
Grand Total	\$300,042.83	(\$86,407.40)	(\$46,033.86)	(\$150,788.41)	(\$93,670.39)	(\$126,762.80)	\$75,514.90	(\$128,105.13)	(\$1,377,383.67)

Budget Report as of January 31, 2025

Operational

<u>Budget</u>	<u>Actuals</u>	<u>Encumbrances</u>	<u>Balance</u>
\$3,575,405.86	(\$1,813,702.38)	(\$1,436,515.52)	\$325,187.96
			\$0.00 Pending BARs
			<u>\$0.00</u>
			\$325,187.96

Food Services

<u>Budget</u>	<u>Actuals</u>	<u>Encumbrances</u>	<u>Balance</u>
\$102,690.83	(\$48,729.57)	(\$59,366.52)	(\$5,405.26)
			\$0.00 Pending BARs
			<u>\$0.00</u>
			(\$5,405.26)

Universal Free Lunch (State funded)

<u>Budget</u>	<u>Actuals</u>	<u>Encumbrances</u>	<u>Balance</u>
\$3,729.00	\$0.00	\$0.00	\$3,729.00
			Pending BARs
			<u>\$0.00</u>
			\$3,729.00

Non-Instructional Support

(Activities)

<u>Budget</u>	<u>Actuals</u>	<u>Encumbrances</u>	<u>Balance</u>
\$9,093.84	(\$3,184.73)	(\$3,729.62)	\$2,179.49
			\$0.00 Pending BARs
			<u>\$0.00</u>
			\$2,179.49

Title I - IASA

<u>Budget</u>	<u>Actuals</u>	<u>Encumbrances</u>	<u>Balance</u>
\$190,813.00	(\$69,649.06)	(\$87,099.24)	\$34,064.70
			\$0.00 Pending BARs
			<u>\$0.00</u>
			\$34,064.70

Entitlement IDEA-B

<u>Budget</u>	<u>Actuals</u>	<u>Encumbrances</u>	<u>Balance</u>
\$106,147.00	(\$45,171.84)	(\$59,570.82)	\$1,404.34
			\$0.00 Pending BARs
			<u>\$0.00</u> Reallocate to CSI Grant
			\$1,404.34

English Language Acquisition

<u>Budget</u>	<u>Actuals</u>	<u>Encumbrances</u>	<u>Balance</u>
\$2,925.00	\$0.00	\$0.00	\$2,925.00
			\$0.00 Pending BARs
			<u>\$0.00</u>
			\$2,925.00

Teacher/Principal Training & Recruiting

<u>Budget</u>	<u>Actuals</u>	<u>Encumbrances</u>	<u>Balance</u>
\$13,557.00	(\$3,300.00)	\$0.00	\$10,257.00
			\$0.00 Pending BARs
			<u>\$0.00</u>
			\$10,257.00

Title I - Comprehensive Support and Improvement (CSI)

<u>Budget</u>	<u>Actuals</u>	<u>Encumbrances</u>	<u>Balance</u>
\$128,942.00	(\$62,850.15)	(\$68,862.61)	(\$2,770.76)
			\$0.00 Pending BARs
			<u>\$0.00</u>
			(\$2,770.76)

Stronger Connections Grant Program

<u>Budget</u>	<u>Actuals</u>	<u>Encumbrances</u>	<u>Balance</u>
\$6,300.00	(\$6,300.00)	\$0.00	\$0.00
			\$0.00 Pending BARs
			<u>\$0.00</u>
			\$0.00

Title XIX MEDICAID 3/21 Years

<u>Budget</u>	<u>Actuals</u>	<u>Encumbrances</u>	<u>Balance</u>
\$73,265.19	(\$3,943.73)	(\$9,100.87)	\$60,220.59
			\$0.00 Pending BARs
			<u>\$0.00</u> Reallocate to SEG
			\$60,220.59

REC/District Fiscal Agent

<u>Budget</u>	<u>Actuals</u>	<u>Encumbrances</u>	<u>Balance</u>
\$20,931.36	(\$20,931.36)	\$0.00	\$0.00
			\$0.00 Pending BARs
			<u>\$0.00</u>
			\$0.00

Keep New Mexico Beautiful, Inc.

<u>Budget</u>	<u>Actuals</u>	<u>Encumbrances</u>	<u>Balance</u>
\$507.74	(\$293.20)	\$0.00	\$214.54
			\$0.00 Pending BARs
			<u>\$0.00</u>
			\$214.54

ABC Community School Partnership

<u>Budget</u>	<u>Actuals</u>	<u>Encumbrances</u>	<u>Balance</u>
\$5,000.00	(\$580.80)	(\$300.00)	\$4,119.20
			\$0.00 Pending BARs
			<u>\$0.00</u>
			\$4,119.20

CNM Foundation

<u>Budget</u>	<u>Actuals</u>	<u>Encumbrances</u>	<u>Balance</u>
\$2,072.73	\$0.00	\$0.00	\$2,072.73
			\$0.00 Pending BARs
			<u>\$0.00</u>
			\$2,072.73

2012 GOBond Student Library

<u>Budget</u>	<u>Actuals</u>	<u>Encumbrances</u>	<u>Balance</u>
\$4,830.00	\$0.00	\$0.00	\$4,830.00
			\$0.00 Pending BARs
			<u>\$0.00</u>
			\$4,830.00

Instructional Materials

<u>Budget</u>	<u>Actuals</u>	<u>Encumbrances</u>	<u>Balance</u>
\$3,711.50	\$0.00	\$0.00	\$3,711.50
			\$0.00 Pending BARs
			<u>\$0.00</u>
			\$3,711.50

NM Grown FVV

<u>Budget</u>	<u>Actuals</u>	<u>Encumbrances</u>	<u>Balance</u>
\$864.00	(\$755.92)	(\$411.92)	(\$303.84)
			\$0.00 Pending BARs
			<u>\$0.00</u>
			(\$303.84)

Career Technical Education Program (Pilot)

<u>Budget</u>	<u>Actuals</u>	<u>Encumbrances</u>	<u>Balance</u>
\$6,302.00	\$0.00	\$0.00	\$6,302.00
			\$0.00 Pending BARs
			<u>\$0.00</u>
			\$6,302.00

FY24 FY25 community school and family engagement initiatives

<u>Budget</u>	<u>Actuals</u>	<u>Encumbrances</u>	<u>Balance</u>
\$105,000.00	(\$48,865.51)	(\$34,716.91)	\$21,417.58
			\$0.00 Pending BARs
			<u>\$0.00</u>
			\$21,417.58

FY24 FY25 Pilot CTE reg 2024 HB2 page 211, item 179

<u>Budget</u>	<u>Actuals</u>	<u>Encumbrances</u>	<u>Balance</u>
\$50,000.00	(\$4,059.01)	\$0.00	\$45,940.99
			\$0.00 Pending BARs
			<u>\$0.00</u>
			\$45,940.99

CTE State Wide Innovation Zones - Reg 2022, HB2, P200, Item 108

<u>Budget</u>	<u>Actuals</u>	<u>Encumbrances</u>	<u>Balance</u>
\$185,000.00	(\$79,836.11)	(\$78,798.94)	\$26,364.95
			\$0.00 Pending BARs
			\$0.00
			<hr/> \$26,364.95

Youth Conservation Corp NMEMNR

<u>Budget</u>	<u>Actuals</u>	<u>Encumbrances</u>	<u>Balance</u>
\$114,553.20	(\$57,787.68)	\$0.00	\$56,765.52
			\$0.00 Pending BARs
			\$0.00
			<hr/> \$56,765.52

GRADS Grant

<u>Budget</u>	<u>Actuals</u>	<u>Encumbrances</u>	<u>Balance</u>
\$14,000.00	(\$3,195.00)	(\$5,592.75)	\$5,212.25
			\$0.00 Pending BARs
			\$0.00
			<hr/> \$5,212.25

Outdoor Equity Fund

<u>Budget</u>	<u>Actuals</u>	<u>Encumbrances</u>	<u>Balance</u>
\$30,680.14	(\$11,353.56)	(\$9,232.64)	\$10,093.94
			\$0.00 Pending BARs
			\$0.00
			<hr/> \$10,093.94

Private Dir Grants (Categorical)

<u>Budget</u>	<u>Actuals</u>	<u>Encumbrances</u>	<u>Balance</u>
\$136.02	\$0.00	\$0.00	\$136.02
			\$0.00 Pending BARs
			\$0.00 Reallocate to SEG
			<hr/> \$136.02

Public School Capital Outlay

<u>Budget</u>	<u>Actuals</u>	<u>Encumbrances</u>	<u>Balance</u>
\$114,143.00	(\$66,583.30)	\$0.00	\$47,559.70
			\$0.00 Pending BARs
			\$0.00
			<hr/> \$47,559.70

Special Capital Outlay-State

<u>Budget</u>	<u>Actuals</u>	<u>Encumbrances</u>	<u>Balance</u>
\$350,000.00	(\$177,699.64)	(\$11,623.50)	\$160,676.86
			\$0.00 Pending BARs
			\$0.00
			<hr/> \$160,676.86

Capital Improvements HB-33

<u>Budget</u>	<u>Actuals</u>	<u>Encumbrances</u>	<u>Balance</u>
\$728,428.12	(\$6,000.00)	\$0.00	\$722,428.12
			\$0.00 Pending BARs
			<u>\$0.00</u>
			\$722,428.12

SB9 Ad Valorem

<u>Budget</u>	<u>Actuals</u>	<u>Encumbrances</u>	<u>Balance</u>
\$111,414.98	(\$67,364.23)	(\$18,156.00)	\$25,894.75
			\$0.00 Pending BARs
			<u>\$0.00</u>
			\$25,894.75

SB-9 State Match Cash

<u>Budget</u>	<u>Actuals</u>	<u>Encumbrances</u>	<u>Balance</u>
\$26,764.51	(\$2,396.00)	\$0.00	\$24,368.51
			\$0.00 Pending BARs
			<u>\$0.00</u>
			\$24,368.51












Finance Packet for January 2025

Final Audit Report

2025-02-19

Created:	2025-02-13
By:	Rhonda Cordova (rhondacordova1000@outlook.com)
Status:	Signed
Transaction ID:	CBJCHBCAABAAeeLpkhwkjEH-13zzmT-lizpIIT0F6Ue0

"Finance Packet for January 2025" History

-  Document created by Rhonda Cordova (rhondacordova1000@outlook.com)
2025-02-13 - 8:49:32 PM GMT- IP address: 98.48.83.245
-  Document emailed to Shawn Morris (shawn@markarmijo.com) for signature
2025-02-13 - 8:49:37 PM GMT
-  Document emailed to Melissa Armijo (mdparmijo@gmail.com) for signature
2025-02-13 - 8:49:37 PM GMT
-  Document emailed to Abby Herrera (abby.herrera@state.nm.us) for signature
2025-02-13 - 8:49:38 PM GMT
-  Email viewed by Melissa Armijo (mdparmijo@gmail.com)
2025-02-13 - 9:15:31 PM GMT- IP address: 74.125.212.164
-  Document e-signed by Melissa Armijo (mdparmijo@gmail.com)
Signature Date: 2025-02-14 - 1:06:40 AM GMT - Time Source: server- IP address: 69.247.65.249
-  Email viewed by Shawn Morris (shawn@markarmijo.com)
2025-02-14 - 3:27:04 AM GMT- IP address: 74.125.214.109
-  Document e-signed by Shawn Morris (shawn@markarmijo.com)
Signature Date: 2025-02-14 - 3:27:36 AM GMT - Time Source: server- IP address: 163.120.64.203
-  Email viewed by Abby Herrera (abby.herrera@state.nm.us)
2025-02-19 - 3:30:16 PM GMT- IP address: 104.47.64.254
-  Document e-signed by Abby Herrera (abby.herrera@state.nm.us)
Signature Date: 2025-02-19 - 3:30:40 PM GMT - Time Source: server- IP address: 164.64.229.226
-  Agreement completed.
2025-02-19 - 3:30:40 PM GMT